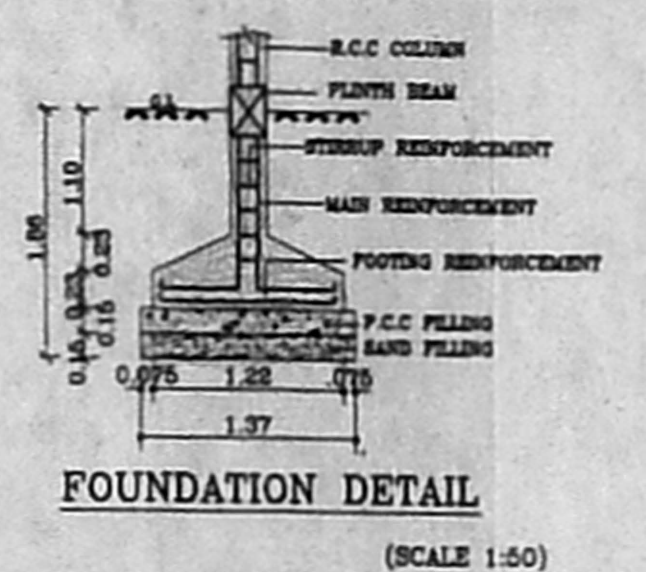
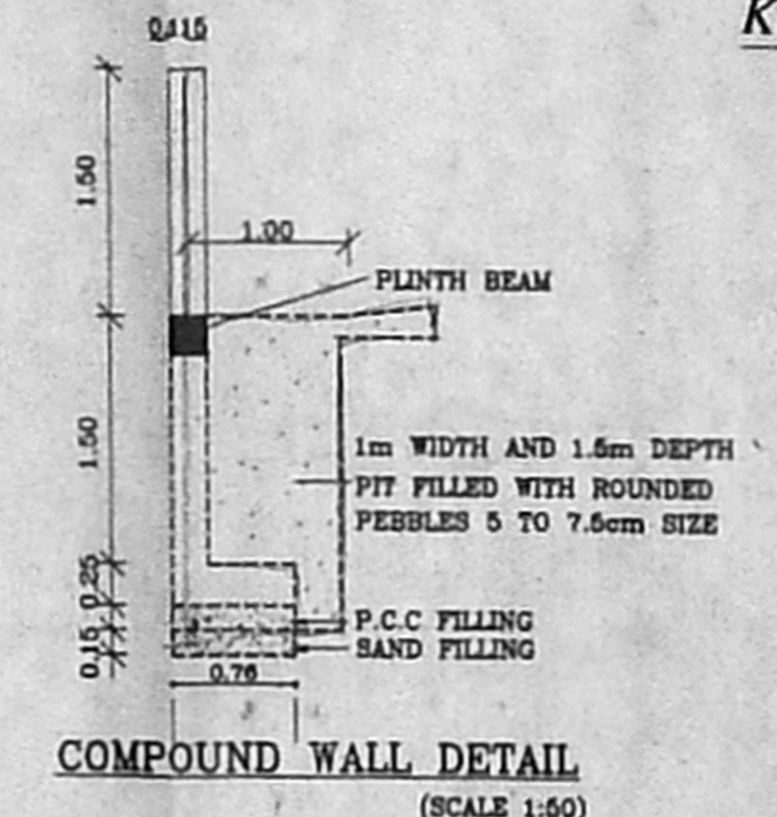
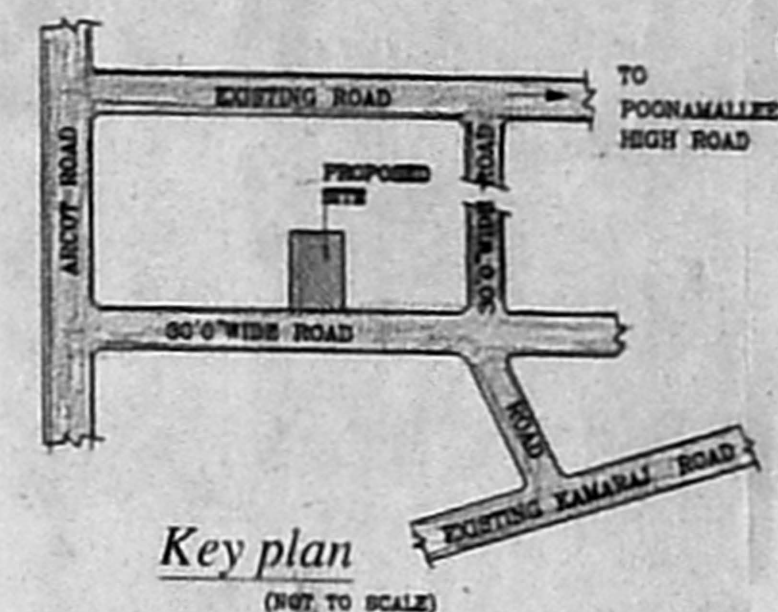
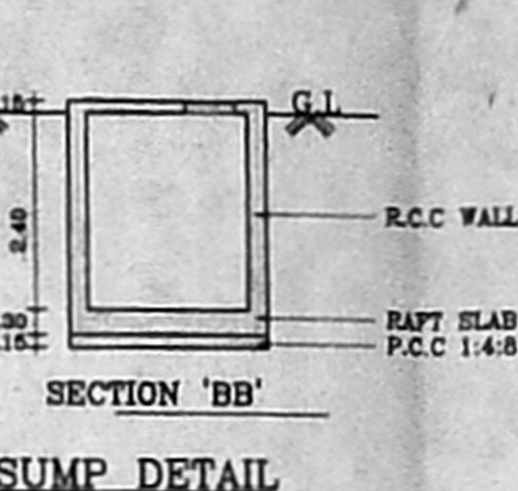


OFFICE COPY
 Planning Permit No. 1000009/V/25/2000
APPROVED
 SUBJECT TO THE CONDITIONS IN THIS OFFICE LETTER.
 No. 9198/2000 Date 3-5-2000
 FOR MEMBER SECRETARY
 CHENNAI METROPOLITAN
 DEVELOPMENT AUTHORITY
 CHENNAI - 600 008.



SCHEDULE OF JOINERY

TYPE	DESCRIPTION	SIZE
D	DOOR	1.00x2.13
D1	DOOR	0.90x2.13
D2	DOOR	0.75x2.13
W1	WINDOW	1.89x1.37
W2	WINDOW	1.22x1.37
W3	WINDOW	0.90x1.37
W4	WINDOW	1.22x1.06
V1	VENTILATOR	0.60x0.60

- SPECIFICATIONS :-
- R.C.C FOOTING & COLUMN IN CONCRETE 1:2:4
 - SUPER STRUCTURE BRICKWORK SET IN cm 1:5
 - R.C.C 1:2:4 FOR LINTELS, BEAMS & SLABS
 - P.C.C 1:4:8 FOR FLOOR LEVELLING COURSE
 - P.C.C 1:5:10 IN BASEMENT FOR FOUNDATION
 - JOINERY WITH T.W FLUSH DOORS & T.W GLAZED WINDOWS & VENTILATORS
 - 3 COATS OF CEMENT PAINT TO INSIDE & OUT SIDE WALLS
 - 2 COATS OF ENAMEL PAINTS OVER ONE COAT OF PRIMER FOR JOINERY, GRILLEWORK, ETC
 - WEATHERING COURSE OVER ROOF SLAB 3" THICK WITH BRICK JELLY LIME CONCRETE AND ONE LAYER OF PRESSED TILES ON TOP

AREA STATEMENTS

	SQ.FT	SQ.M
PLOT AREA	2800.00	260.13
STILT FLOOR AREA		12.71
GROUND FLOOR AREA		99.80
FIRST FLOOR AREA		168.05
SECOND FLOOR AREA		42.77
TOTAL AREA		323.33

F.S.I: - 1.24
 PLOT COVERAGE - 64.60%

PLAN SHOWING THE PROPOSED - BUILDING AT PLOT NO: 193, SRI SAI NAGAR 3rd MAIN ROAD, VIRUGAMBAKKAM CHENNAI-92, S.NOs:9\1A1A1A 1A1A3, 9\2A1C & T.S.NO:73, IN 105 SENJERI VILLAGE, BLOCK NO:8

SCALE : 1:100 DATE : 27-12-01

COLOUR INDEX

PROPOSED	▬▬▬▬
ROAD	▬▬▬▬
BOUNDARY	▬▬▬▬
SEWER LINE	▬▬▬▬

OWNER'S SIGNATURE
J Durgapriya

LICENSED SURVEYOR

S. ATHIYAMA I. B.E.
 Chartered Engineer
 Class-I. Licensed Surveyor No-191
 City of Chennai
 33 No. Anna Salai, T. Nagar, Ch-17

